

# Contents

---

- 4 hansgrohe because
- 6 Spray modes
- 8 Technologies

## MIXERS

- 13 PuraVida
- 14 Metropol **NEW**
- 16 Metris
- 18 Talis E **NEW**
- 21 Novus
- 22 Focus
- 23 Logis

## SHOWERS

- 24 Rainfinity **NEW**
- 25 PuraVida
- 26 Raindance
- 30 Croma
- 36 Crometta

## KITCHEN

- 42 Talis M54, Talis M51, Logis M3,1 Metris M71, Focus M41, Focus M42

# Your needs are our priority.

---




## 1 Innovation

- **Revolutionary innovations**
- **Pioneers in the industry**
- **Ground-breaking technologies**

At hansgrohe, we don't just innovate, we revolutionise. Some of our product developments have made history in our industry and changed how people all over the world experience water, every day. We have our own dedicated research and development laboratory where our industry experts have worked to produce more than 16,000 active patents, ensuring that hansgrohe remains the industry leader. We care deeply about you and your enjoyment of our products, in terms of both form and function.







reddot design award

## 2 Design

- **More than 600 design awards**
- **A design for every style**
- **International designers**

Design can be defined in a number of ways: shape, aesthetic, style. But, at hansgrohe, good design means more than just good looks. As well as world-class appearance, our influential designers also focus on quality and maximum customer benefit. It's our unwavering attention to detail that has earned more than 600 internationally renowned awards. From the big picture to the small details, we take every opportunity to make your bathroom experience the best it can be with our technical innovations. Whether it's Modern, Classic or Avantgarde, we have the perfect solution to suit any need and, most importantly, our timeless designs will outlive fast-paced fashion trends.



## 4 Service

- **Support and valuable expertise**
- **Always here to help**
- **Exhibitions to explore**

Customer satisfaction has, and always will be, our primary focus. At hansgrohe, we work in partnership with you to ensure the best possible solution. Being able to deliver top-quality, personal service to our customers at all times is a key part of how we operate as a company. No matter the question, problem or special request, we are here to help.

[www.hansgrohe.com](http://www.hansgrohe.com)

## 3 Quality



- **Experts since 1901**
- **Made in Germany**
- **5 year guarantee\***

Since 1901, people all over the world have put their trust in hansgrohe's durable products from the heart of the German Black Forest. hansgrohe is synonymous with high-quality products of exceptional design, ease of use and intelligent functions. Since our foundation, 'Engineered in Germany' has been a recipe for success and remains an integral part of our philosophy. This level of German expertise is recognised as a guarantee of excellence and every one of our facilities works to the high standards that we set. As testament to this, we offer a 5 year product guarantee\* and hold spare parts for discontinued products for a further 15 years.

\*This guarantee applies to all hansgrohe products, with the exception of a few digital products in selected countries. Further conditions, details and article numbers are listed at [www.hansgrohe.com/service/producer-guarantee](http://www.hansgrohe.com/service/producer-guarantee)



# Spray Types

We've been around for long enough to know that not every showering experience is the same. Sometimes you need more than just a quick wash... sometimes, you need indulgent relaxation after a long, busy day. Your shower should be as unique as you. So, whether you need energising or soothing, Select Technology can deliver you the ideal experience at the touch of a button.

**NEW**



### **PowderRain**

Revolutionise your daily shower experience with PowderRain and transform your bathroom into an oasis of relaxation. Instead of only one jet outlet per nozzle, PowderRain has up to five openings that create thousands of fine and silky micro-droplets that envelope your body.



### **Intense PowderRain**

Intense jets of fine micro-droplets for sensational showering. Intense PowderRain is extraordinarily effective as the number of droplets has been substantially increased to produce an intense, yet velvety soft spray.

Simply scan the code and experience the spray patterns in the video.



### **Rain and Rain XL**

A powerful rain jet, with an invigorating burst of freshness for the entire body, ideal for rinsing out shampoo. This spray type is perfect for a stimulating start to the day, and to recharge your batteries.



### **RainAir and RainAir XL**

Relaxing shower rain, which is enriched with air inside the shower head. This makes the water feel exceptionally soft and plump, covering your body with soft beads of water and enveloping you to create a sense of well-being. It's a spray most loved by pleasure seekers.



### **IntenseRain**

It's not just shampoo you can rinse away with ease thanks to IntenseRain water spray. It's perfect for setting yourself up for the day too: wash morning tiredness down the drain – for a refreshing start to the day.





### Turbo Rain

The all-purpose tool for quick, straightforward results: TurboRain is the most powerful of our Rain spray modes and lives up to its name every time.



### Soft Rain

The gentle SoftRain water spray wraps itself around the body, treating your skin and your soul. The SoftRain spray comes into its own during a quick morning shower and during a long soak in the bath after a hard day.



### Mix

Simultaneously gentle and dynamic. The mix spray combines the rich, soft RainAir spray with the strong, revitalising CaresseAir spray. Soft drops envelop your body, while a warm jet massages the skin. It's a dream combination for daily showering pleasure.



### Whirl

A swirling massage spray, which showers away the stresses of the day. This relieves tension, primarily in the neck area and shoulders. The rotating helix jet wanders over the skin, just like a masseur's fingers. The ideal choice for relieving stress or giving yourself a spa-like treatment after playing sport.




### Caresse Air

Five strong single sprays combine in a pleasantly revitalising and powerful massage. It's just the thing for post-exercise or after a hard day at work – good as new in minutes.



### Massage

A concentrated spray that effortlessly washes the day's stress away. The targeted spray relaxes tense areas, while the innovative circular arrangement of the jets turns the shower into a mini-wellness treatment for your bathroom.



### Mono Rain

A targeted, soothing spray from the centre of the showerhead. The Mono jet's lightness helps you to unwind, making it a perfect spray for relaxing.



### Rain Flow

An overhead shower with beautifully shaped RainFlow that brings the experience of a waterfall to your bathroom. This is water in its natural form, falling from above onto your neck and shoulders.



### Rain Stream

The new single sparkling RainStream spray is a crowning achievement for the hansgrohe R&D team. These special overhead shower sprays remain revitalising and intense from head to toe, giving a consistent experience however tall you are.

All specified flow rates are based on an operating pressure of 0.3 MPa (3 bar).

# Technologies



## Select



### Convenience at the touch of a button

Select Technology simplifies controls, giving you everyday bathroom convenience. The touch of a button lets you take control of the spray type or water flow.



### Benefits for you:

- Easy operation at the touch of a button
- Operated by finger, elbow or back of the hand
- Functional and reliable
- Preset temperature options



## ComfortZone



### For the freedom to move wherever you like

Whether you want more elbow room when washing your hands, a comfortable way to wash your hair or just fill containers, the higher the tap, the more flexible your options become. We call the space between the tap and the ceramics the ComfortZone because you can use it however you like.

### Benefits for you:

- Perfect tap height for all situations
- Practical every day
- Easy to configure

[www.hansgrohe.com/comfortzone](http://www.hansgrohe.com/comfortzone)



Scan the code and learn more  
about our technologies.



# QuickClean



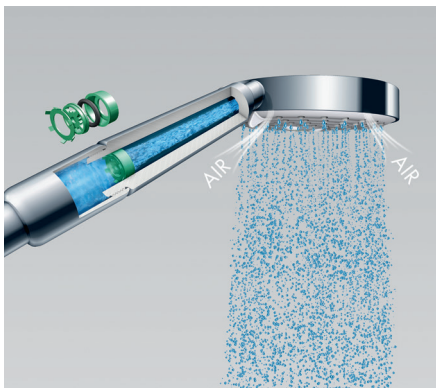
## Rub off limescale quickly and easily

Hard water, dirt, cleaning agents: your bathroom needs to withstand a lot. hansgrohe makes painstaking cleaning a thing of the past, thanks to our QuickClean technology. Now, you can simply rub limescale and other residues off in an instant, so your hansgrohe products will stay in top condition and look great for a long time to come.



### Benefits for you:

- Time-saving cleaning
- High-quality, tearproof silicone
- Permanently flawless functionality and long service life



# EcoSmart



## Save money and be eco-friendly

hansgrohe showers and taps equipped with EcoSmart technology which consume up to 60% less water than conventional products. This not only means that you use less water, but you also need less energy to heat the water – good news for the planet, and good news for your wallet.



### Benefits for you:

- Reduces your water and energy bills
- Cuts CO<sub>2</sub> emissions
- Constant flow and plump water droplets

Calculate how much water and energy is saved using the savings calculator at:  
[www.hansgrohe.com/savings](http://www.hansgrohe.com/savings)

# Technologies



## AirPower



### For a light, luxurious sensation

With AirPower, it's possible to increase the enjoyment of your shower, while simultaneously reducing the amount of water you use. This is thanks to hansgrohe's innovative technology, which enriches each water droplet with air, making it feel more lush and full-bodied against your skin.



### Benefits for you:

- Fuller water jet
- Less water consumption
- Light, luxurious feeling



## XXLPerformance



### Incredibly indulgent showering

Enjoy your shower on a whole new scale, with hansgrohe XXL Performance. Whether it's a hand or overhead shower, you can choose a spray disc between 100 and 600mm in diameter, offering you a supersize rain shower experience which has more in common with a spa treatment than a home shower.

### Benefits for you:

- Extra-large spray surfaces
- Summer rain effect
- Effective use of water



Scan the code and learn more  
about our technologies.



# CoolContact



## Soothing sensations

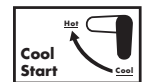
Introducing carefree showers. CoolContact prevents the thermostatic mixer from getting too hot and prevents painful scalding, so you can enjoy your indulgent shower without a care in the world.

## Benefits for you:

- Safe from scalding
- For a safe, child-friendly bathroom
- Care-free showering



# CoolStart



## Turn right to save energy

Normal taps allow hot water to flow when the handle is in the middle position. With CoolStart, you have to make the deliberate choice to add hot water meaning the heater or circulation pump doesn't spring into action every time. Simply mix in hot water by turning the handle to the left and do your bit for the environment while cutting your costs.

## Benefits for you:

- Only cold water will flow in the basic setting
- Big savings
- Easy and ergonomic

# Make your dream bathroom a reality.

---

Do you want to transform your bathroom into a feel-good retreat bursting with character? Whether Avantgarde, Modern we have created two style collections with a plethora of options for all your design needs.

## Modern.



The modern floor-level shower, freestanding bath and sink create a spa-like oasis. Elegant fittings and the impressive Raindance E overhead shower add to the overall ambience of the space.

## Avantgarde.



The minimal avant-garde design gives a feeling of calm. Organically shaped fittings provide stylish accents, with dual optics in white and chrome.



# PuraVida

PuraVida, the exceptional designer tap from hansgrohe, interprets the enjoyment of water in a completely new way. Timeless design in radiant white and gleaming chrome cleverly reveals intuitive usability and innovative technologies. Boasting stylish taps, showers and accessories, PuraVida is the hansgrohe range that offers the peak of bathroom luxury.



**PuraVida**  
Single lever basin mixer 240  
for washbowls  
with push-open waste set  
# 15072, -000, -400



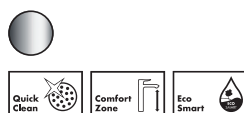
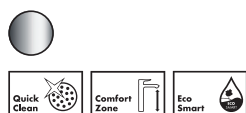
**PuraVida**  
Single lever basin mixer 200  
with push-open waste set  
# 15081, -000, -400



**PuraVida**  
Single lever basin mixer 110  
with push-open waste set  
# 15075, -000, -400



**PuraVida**  
Single lever bath mixer  
for exposed installation  
# 15472, -000, -400



# Metropol

## With Loop Handle

True elegance doesn't need embellishment. That's the maxim behind the understated geometric design of the Metropol range. Various handles and spout height options give you the freedom to perfectly tailor your wash basin, shower, bath tub and bidet to your bathroom concept. Floor-standing single lever taps for wash basins and baths not only look sleek, multiple Metropol taps act in harmony to unify the look of your bathroom.



**Metropol**  
Single lever basin mixer 260  
with lever handle for washbowls  
with push-open waste set  
#74512,000



**Metropol**  
Single lever basin mixer 110  
with lever handle and push-open waste set  
# 74507,000



**Metropol**  
Single lever basin mixer 100  
with lever handle for hand washbasins  
with push-open waste set  
# 27502,000



**Metropol**  
Single lever basin mixer 230 with lever  
handle and push-open waste set  
# 74511,000



**Metropol**  
Single lever basin mixer  
for concealed installation wall-mounted  
with lever handle and spout 22.5 cm  
# 74526,000



**Metropol**  
Single lever bath mixer for exposed installation  
with lever handle  
# 74540,000



**Metropol**  
Single lever bath mixer for concealed  
installation with lever handle  
# 74545,000



**Metropol**  
Single lever bidet mixer  
# 74520 -000,



**Metropol**  
Single lever shower mixer for concealed  
installation with lever handle  
# 74565,000



**Metropol**  
Bath Spout 16.7  
#32542 -000,





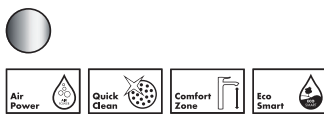


# Metris

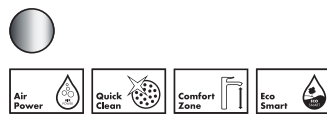
The sleek modern design of the Metris tap range offers smooth lines and a flat spacious form, and is available for the bidet, shower, bath and sink. Thanks to hansgrohe ComfortZone, we can offer you a variety of spout heights to suit how you use your sink on a daily basis. And thanks to a built-in water volume limitation of 5 l/m, Metris taps are also eco-friendly.



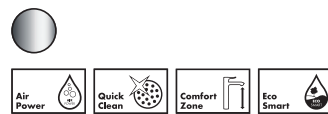
**Metris**  
Single lever basin mixer 110  
with pop-up waste set  
# 31080, -006



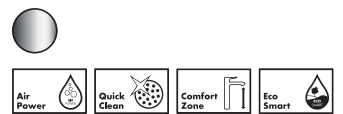
**Metris**  
Single lever basin mixer 200  
with pop-up waste set  
# 31183, -006




**Metris**  
Single lever basin mixer 260  
for washbowls with pop-up waste set  
# 31082, -006




**Metris**  
Single lever basin mixer 230  
with pop-up waste set  
# 31087, -006



**Metris**  
Single lever bath mixer  
for exposed installation  
# 31480, -006



**Metris**  
Single lever basin mixer  
for concealed installation  
# 31085, -000



**Metris**  
Single lever bath mixer  
for concealed installation  
# 31947,006



**Metris**  
Single lever bath mixer  
floor-standing  
#31471, -000, 8 l/min



**Metris**  
Single lever bidet mixer  
# 3120, -006



**Metris**  
Single lever shower mixer  
for concealed installation  
# 31967,006



# Metris S

Water is an essential simplicity that must be enjoyed as such. Metris S perfectly embodies this conscious outlook. Its ample surface areas guarantee luxurious elegance and clear design modestly allows the sophisticated functions to shine in all their glory. Thanks to the hansgrohe ComfortZone you can choose from different spout heights to precisely match your design concept for even more convenience.



**Metris S**  
Single lever basin mixer 260  
for washbowls  
with pop-up waste set  
# 31022, -006



**Metris S**  
Single lever basin mixer 100  
with pop-up waste set  
# 31060, -006



**Metris S**  
Single lever basin mixer  
with swivel spout  
and pop-up waste set  
# 31159, -000



**Metris S**  
Single lever bath mixer  
for exposed installation  
# 31460, -006



**Metris S**  
Single lever bidet mixer  
# 31261,006



**Metris S**  
Single lever shower mixer  
for concealed installation  
# 31417,006



**Metris S**  
Single lever shower mixer  
for concealed installation  
# 31661,006



**Metris S**  
Single lever bath mixer  
for concealed installation  
# 31467,006



Modern

# Talis E

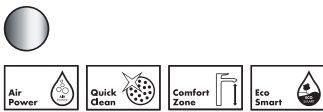
The gentle tapered base on the Talis E single lever basin tap merges gracefully into the length of the spout. Whether you opt for a single lever tap with ComfortZone, or to mount the Talis E on the wall, the quality of the craftsmanship and design is unmistakable. The elegant lines are continued in the matching bath and shower taps, and all have the option of Select technology, allowing you to turn water on and off via a button.



NEW



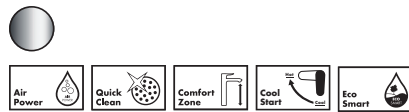
**Talis E**  
Single lever basin mixer 240  
with pop-up waste set  
# 71716, 000-



NEW

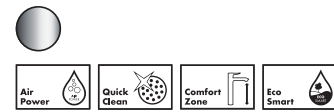


**Talis E**  
Single lever basin mixer 110  
with pop-up waste set  
# 71710, -006




NEW

**Talis E**  
Single lever basin mixer 150  
with pop-up waste set  
# 71754, -000,




NEW

**Talis E**  
Single lever bidet mixer  
with pop-up waste set  
# 71720, -006 -



NEW

**Talis E**  
Single lever bath mixer for  
exposed installation  
# 71740, -006



**Talis E**  
Single lever bath mixer  
for concealed installation  
# 71746,006



**Talis E**  
Single lever shower mixer  
for concealed installation  
# 71766,006






# Talis S


Talis S is slender, functional and offers excellent value for money, making it the perfect introduction to high-quality technology for the basin, bath and shower. Since 2002, the Talis S has formed an integral part of the hansgrohe product range, and is now available in multiple variants, always with the characteristic pin handle that makes this such an attractive bathroom addition.




**Talis S**  
Single lever basin mixer 100  
with select  
# 72042 -000



**Talis S**  
Single lever basin mixer 100  
with pop-up waste set  
# 72020, -006



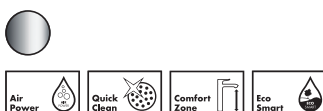
**Talis S**  
Single lever basin mixer 80  
with pop-up waste set  
# 72010, -006



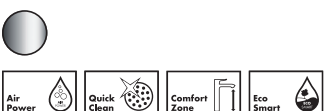
**Talis S**  
Single lever basin mixer 190  
with pop-up waste set  
# 72031 -000




**Talis S**  
Single lever basin mixer 140  
with pop-up waste set  
# 72113, -000



**Talis S**  
Single lever basin mixer 250  
# 72115, -000



**Talis S**  
Single lever basin mixer 210  
with swivel spout  
and pop-up waste set  
# 72105, -000



**Talis S**  
Single lever bidet mixer  
with pop-up waste set  
# 72200, -006 -





**Talis S**  
Single lever basin mixer  
for concealed installation  
# 72111, -000



**Talis S**  
Single lever bath mixer  
# 72400, -006



**Talis S**  
Single lever bath mixer  
for concealed installation  
# 72407,006



**Talis S**  
Single lever shower mixer  
for concealed installation  
# 72606,006



**Talis S**  
Bath spout 157  
# 72410 -000



# Novus

Are you looking for modern, top-quality mixers that fit in with your budget? The Novus tap range offers you irresistible products that will liven up your bathroom. The attractive design, made up of smooth shapes and clean lines, is ideal for a wide range of bathrooms. Combine the high-quality mixers with your wash basin, bath tub, shower and bidet. Use hansgrohe Novus to achieve consistent design for your bathroom. Not forgetting the price, which even young builders and renovators will find attractive.



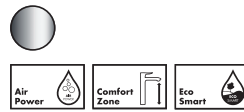
**Novus**  
Single lever basin mixer 70  
with pop-up waste set  
# 71020, -006



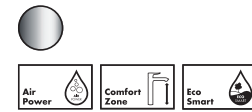
**Novus**  
Single lever basin mixer 100  
with pop-up waste set  
# 71030, -006



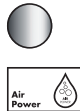
**Novus**  
Single lever basin mixer 230  
with pop-up waste set  
# 7123, -006



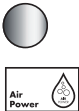
**Novus**  
Single lever basin mixer 240  
with swivel spout  
and pop-up waste set  
# 71126, -000



**Novus**  
Single lever bath mixer  
for exposed installation  
# 71040, -006



**Novus**  
Single lever bidet mixer  
# 71142, -006



**Novus**  
Single lever bath mixer  
for concealed installation  
# 71047006



**Novus**  
Single lever shower mixer  
for concealed installation  
# 7167006



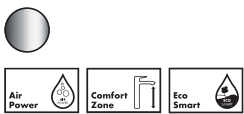


# Focus

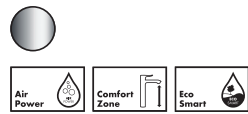
The hansgrohe Focus range offers supreme comfort at an attractive price, giving you the choice of mixers and taps for the bidet, wash basin, shower and bath. With their considered curves and ergonomic handles, the products in this range offer an economical way of adding designer elegance to your bathroom.



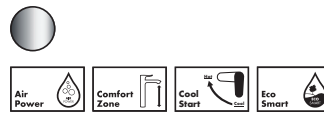
**Focus**  
Single lever basin mixer 230  
with pop-up waste set  
# 31531, -006



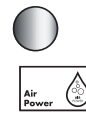
**Focus**  
Single lever basin mixer 190  
with pop-up waste set  
# 31608, -006



**Focus**  
Single lever basin mixer 100  
with pop-up waste set  
# 31607, -006



**Focus**  
Single lever bidet mixer 70  
# 3173 -0006



**Focus**  
Single lever basin mixer  
for concealed installation  
# 31910,006



**Focus**  
Single lever bath mixer  
for exposed installation  
# 31940, -006



**Focus**  
Bath spout 152 with diverter  
# 1342, -006



**Focus**  
Single lever shower mixer  
for concealed installation  
# 31967,006



**Focus**  
Single lever bidet mixer  
# 3192 -006



**Focus**  
Bath spout 147  
#13414, -006



**Focus**  
Single lever bath mixer  
for concealed installation  
# 31947,006

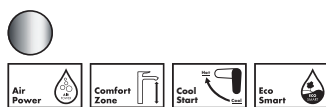


# Logis

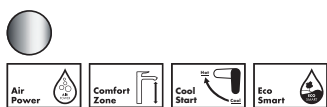
Great design doesn't have to cost the earth. Hansgrohe taps in the Logis range combine style and functionality at an irresistible price. The flexible Logis range encompasses a range of products for wash basins, baths, showers and bidets, including taps for wall mounting and concealed installation. And as well as saving money, you'll save water and energy too.



**Logis**  
Single lever basin mixer 70  
with pop-up waste set  
# 71070, -006



**Logis**  
Single lever basin mixer 100  
with pop-up waste set  
# 71100, -006



**Logis**  
Single lever basin mixer 190  
with pop-up waste set  
# 71090, -006



**Logis**  
Single lever basin mixer 210  
with swivel spout  
and pop-up waste set  
# 71130, -006



**Logis**  
Single lever bath mixer  
for exposed installation  
# 71400, -0006



**Logis**  
shower mixer wall  
# 71600, -0006



**Logis**  
3-hole rim mounted single lever  
bath mixer  
# 713130, -000



**Logis**  
Single lever bath mixer  
for concealed installation  
# 71406006



**Logis**  
Single lever bath mixer  
for exposed installation  
# 7141 -0006



**Logis**  
Single lever basin mixer  
for concealed installation  
# 71220, -006



**Logis**  
Single lever shower mixer  
for concealed installation  
# 7160,6006



# SHOWERS

## Taking showering to a new dimension – **Rainfinity.**

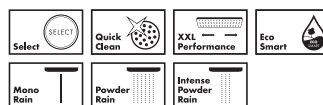
Your bathroom is not just any old place – it's your feel-good haven and it needs a special shower that enables you to completely let go to enjoy the here and now. The Rainfinity shower range features innovative functions, extraordinary design and special spray types for a whole new showering sensation. The matt white stands elegantly in contrast to the graphite-coloured spray discs, transforming your bathroom.



**NEW**

### **Rainfinity**

Shower set 130 3jet  
with shower bar 90 cm and soap dish  
# 27672, -000 EcoSmart8 l/min






# Pure sensual indulgence – PuraVida.



**PuraVida**  
Shower set  
with shower bar 90 cm  
# 27853, -000, 8 l/min



PuraVida is all about multi-sensory design. It is timelessly purist and shines with scratchproof powder coating in either the two-tone white and chrome or in chrome alone. But the PuraVida aesthetic is about more than just looks: EcoSmart technology reduces your water consumption, energy bills and your carbon footprint. Pure and simple.



#### **COHERENT IN EVERY DETAIL:**

PuraVida is available in showers and bath tubs, as well wash basins, and can be paired with matching accessories. For more products see page 64.









# Delicate and elegant – **Raindance.**

---


Raindance and the innovative PowderRain jet type create a spa experience in your home. Thousands of micro-fine droplets envelop you in a cocoon of water. Everything is quiet and ultra-delicate so that you can immerse yourself and relax completely.




# Raindance S



**Raindance Select S**  
Overhead shower 300 2jet  
with shower arm 39 cm  
# 27378, -000, -400 8l/min  
Overhead shower 300 2jet  
with ceiling connector 10 cm  
# 3660,000 l/min



**Raindance Select S**  
Overhead shower 240 2jet  
with ceiling connector 39 cm  
# 26466, -000, -400 8l/min



**Raindance Select S**  
Overhead shower 300 1jet  
with shower arm 24 cm  
# 2660, 1000, -400 8 l/min



**Raindance Select S**  
Shower set 240 1jet  
with thermostat  
#27116,000




**Raindance Select S**  
Shower set 240 1jet  
with bath thermostat  
#27117,000




**Raindance Select S**  
Shower set 120 3jet  
with shower bar 65 cm and soap dish  
8l/min  
#26632,2000




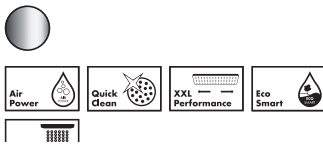
**Raindance Select S**  
Shower set 120 3jet  
with shower bar 110 cm left  
# 26325, -000, -400 EcoSmart 8 l/min  
Shower set 120 3jet  
with shower bar 110 cm right (not shown)  
# 26327, -000, -400 EcoSmart 8 l/min



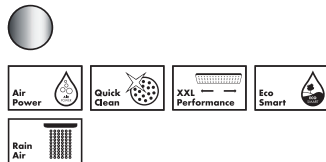
# Raindance E



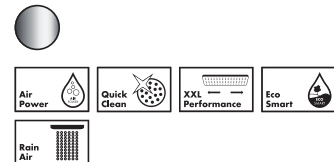
**Raindance E**  
Overhead shower 260/260 1jet  
# 26481,000 8 l/min



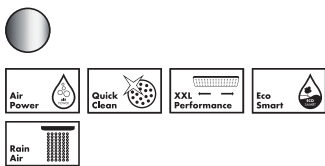
**Raindance E**  
Overhead shower 400/400 1jet  
# 26253,000 EcoSmart 8 l/min  
Overhead shower 260/260 1jet  
# 26481,000 EcoSmart 8 l/min



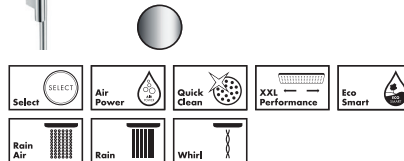
**Raindance E**  
Overhead shower 240 1jet  
with shower arm  
# 2737 5000



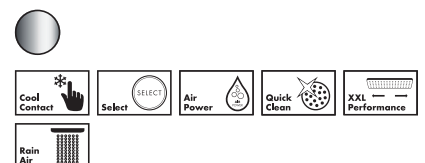
**Raindance E**  
Overhead shower 240 1jet  
with ceiling connector  
# 2738 3000



**Raindance Select E**  
Shower set 120 3jet  
with shower bar 65 cm and soap dish  
# 26622, -000, EcoSmart 8 l/min



**Raindance E**  
Showerpipe 360 1jet with thermostat  
Shower arm length 380 mm  
▪ Raindance E 360 1jet overhead shower  
▪ Raindance Select E 120 3jet hand shower  
▪ Ecostat Select thermostatic mixer  
# 27286, -000, -400 8 l/min  
Showerpipe 360 1jet with bath thermostat  
# 27113, -000, -400 20 l/min









# Carefree fun for your little ones – **Croma.**

---

The Croma shower range is perfect for the whole family, boasting innovative safety features, modern design and an attractive price. They provide that signature hansgrohe showering experience without compromising on practicality.







**CoolContact:**

Thanks to this safety feature, the cold water flows through the thermostat and towards the surface of the tap, keeping the housing cool to the touch.

[www.hansgrohe.com/coolcontact](http://www.hansgrohe.com/coolcontact)



Clean lines and gently rounded edges can be matched with round or linear bathroom elements



**SIMPLE SWITCH-OVER FUNCTION:**

For convenience when switching from overhead to hand shower, simply turn the regulator on the bath tub's Showerpipe to the right.



**EASY TO HANDLE:**

Simply move the shower support along the Showerpipe with just one hand.

# Croma E



NEW

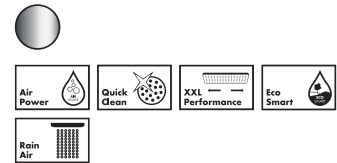


NEW




NEW


**Croma E**  
Overhead shower 280 1jet  
# 26258, -000 EcoSmart 8 l/min



**Croma E**  
Showerpipe 280 1jet with bath thermostat  
Shower arm length 340 mm  
Swivel shower arm  
▪ Croma E 280 1jet overhead shower  
▪ Croma Select E Multi hand shower  
▪ Ecostat E thermostatic mixer  
# 27687, -000 8 l/min



**Croma E**  
Showerpipe 280 1jet with thermostat  
Shower arm length 340 mm  
Swivel shower arm  
▪ Croma E 280 1jet overhead shower  
▪ Croma Select E Multi hand shower  
▪ Ecostat E thermostatic mixer  
# 27660, -000 EcoSmart 8 l/min



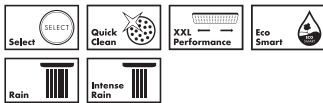
More products can be found at [hansgrohe.com](https://www.hansgrohe.com)

# Croma Select E



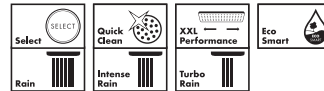
## Croma Select E

Overhead shower 180 2jet  
# 26528, -000, -400 EcoSmart 8 l/min



## Croma Select E

Shower set Vario  
with shower bar 65 cm  
Shower set Vario  
with shower bar 65 cm and soap dish  
# 26586, -400 8 l/min

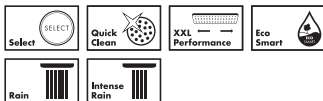


# Croma Select S



## Croma Select S

Overhead shower 180 2jet  
# 26523, -000, -400 EcoSmart 8 l/min



## Croma Select S

Shower set vario  
with shower bar 65 cm and soap dish  
# 26566, -400 8 l/min



# Croma



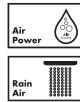
**NEW**

reddot award 2017  
winner

## Croma

Overhead shower 280 ljet EcoSmart 8 l/min  
# 26221, -000, EcoSmart 8 l/min

Shower arm 38.9 cm  
# 27393 -000,



## Croma

Showerpipe 160 ljet with thermostat  
Shower arm length 270 mm  
Height of the Showerpipe can be reduced

- Croma 160 ljet overhead shower
- Croma 100 Vario hand shower
- Ecostat Comfort thermostatic mixer

# 27135, -000 8 l/min







# Fresh thinking: Save water and energy, with **Crometta**.

---

Experience a comprehensive shower range that saves both water and energy, all in a fresh new design. The Crometta hand and overhead showers, shower sets and Showerpipes are great value and feature hansgrohe's premium quality and reliability, as well as resource-friendly EcoSmart technology to save on water, energy bills and carbon emissions.

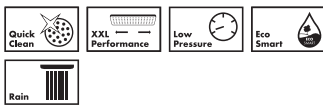


# Crometta



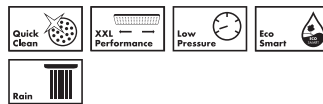
## Crometta E

Overhead shower 240 ljet  
 # 26727, -000 EcoSmart 8 l/min  
 Shower arm E 23 cm  
 # 27413 -000 (not shown)  
 Ceiling connector E 10 cm  
 # 27393 -000 (not shown)



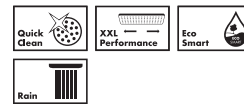
## Crometta S

Overhead shower 240 ljet  
 # 26723, -000 18 l/min  
 # 26724, -000 EcoSmart 8 l/min  
 Overhead shower 240 ljet LowPressure  
 # 26725, -000  
 Shower arm S 38.9 cm  
 # 27413, -000,  
 Ceiling connector S 10 cm  
 # 27393, -000



## Crometta

Overhead shower 160 ljet  
 # 26578, -000, -400 EcoSmart 8 l/min  
 Shower arm 23 cm  
 # 27412, -000  
 Ceiling connector 10 cm  
 # 27393 -000,



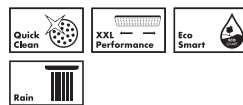
## Crometta 100

Shower set Multi  
 with shower bar 65 cm  
 # 26653, -400 EcoSmart 8 l/min



## Crometta

Overhead shower 85 ljet  
 # 28423 -000, EcoSmart 5,7l/min







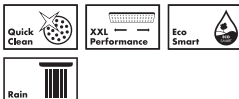
**Crometta S**

Showerpipe 240 1jet with thermostat  
 Shower arm length 350 mm  
 Height of the Showerpipe can be reduced

- Crometta S 240 1jet overhead shower
- Crometta Vario hand shower
- Ecostat 1001 CL thermostatic mixer

# 27268, -000 EcoSmart 8 l/min

Showerpipe 240 1jet with bath thermostat  
 # 27320, -000 8 l/min (not shown)



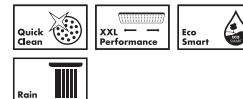
**Crometta E**

Showerpipe 240 1jet with thermostat  
 Shower arm length 350 mm  
 Height of the Showerpipe can be reduced

- Crometta E 240 1jet overhead shower
- Crometta Vario hand shower
- Ecostat 1001 CL thermostatic mixer

# 27281, -000 EcoSmart 8 l/min

Showerpipe 240 1jet with bath thermostat  
 # 27298, -000 8 l/min (not shown)



More products can be found at [hansgrohe.com](http://hansgrohe.com)



# Complete control at the touch of a button – **ShowerSelect.**

---

hansgrohe's ShowerSelect units allow you to control water via a simple button, whether you're turning the water off or selecting between your overhead and hand shower, making it an ultra-convenient and intuitive addition to any bathroom. They are available as a thermostatic or non-thermostatic unit, as well as in a square or round shape, in chrome and glass or black and white, so there's something for every style of bathroom. Thanks to hansgrohe's iBox universal technology, installation is simple and the clever technology simply disappears behind the wall.





**ShowerSelect S**  
Thermostat for concealed installation  
for 1 functions  
# 15744000



**ShowerSelect S**  
Thermostat for concealed installation  
for 2 functions  
# 15743000



**ShowerSelect S**  
Thermostat for concealed installation  
for 3 functions  
# 15744000  
# 15741000



**ShowerSelect S**  
Thermostat for concealed installation  
for 4 functions  
# 15745000  
# 15742000















**SIMPLE JET SWITCH-OVER:**

Quickly and accurately fill even the largest of containers with the normal and laminar spray. The additional shower spray is perfect for thoroughly washing fruit, vegetables, fish or other sensitive foods. You can switch between jet types on the shower head with one hand, even when the water is flowing.



**CONVENIENT PULL-OUT FUNCTION:**

The pull-out function vastly increases your working radius at the sink. Fill bulky containers, including large pots, on the worktop without the inconvenience of holding them over the sink.



**SELECT TECHNOLOGY:**

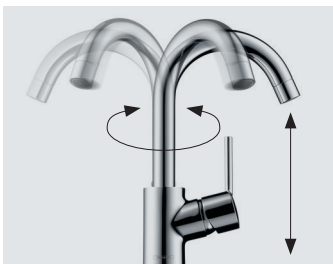
The convenient Select function enables you to use the kitchen tap at the touch of a button. Water can be paused and restarted with just one click. Even with the back of your hand or an elbow, keeping the tap clean and your hands free.



## The heart of the home.

---

The kitchen is the heart of your home; the place where efficient workflow should meet comfort and design. To really enjoy your time there, everything must work together seamlessly. That's why hansgrohe has combined functionality and aesthetics to create a new kitchen experience. Discover innovative sinks and mixers in new combinations, to completely revolutionise the way you work. And take a look at the new range of kitchen accessories – because even the smallest details have the power to transform your kitchen flow.



**COMFORTZONE:**

The ComfortZone feature increases the amount of space with the swivel function and various kitchen tap heights, making it easier to fill or clean tall containers such as pots, large vases and water bottles.



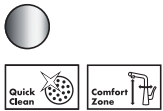


# Kitchen mixer

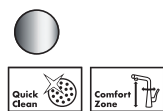
The kitchen taps in the Focus M41 range combine timeless looks with unbeatable practicality. The design means they blend seamlessly with existing fittings in any modern kitchen, while the inclusion of the flat handle allows for precise water flow. It's the ultimate in comfort, for a very attractive price. The new Focus M42 range features advanced convenience and modern design with a range of options for simple switching. Functional details guarantee that your day-to-day life runs smoothly with the various ComfortZone heights, an up to 360 degree swivel area and the pull-out function. Choose from different variants depending on your needs and your style. Welcome the tap of your dreams.



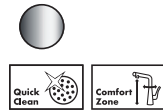
**Talis M54**  
Single lever kitchen mixer U 220, 1jet  
Swivel range 60°/110°/150°/360°  
# 72844,000



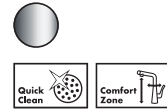
**Talis M54**  
Single lever kitchen mixer 270,  
pull-out spout, 1jet  
Swivel range 60°/110°/150°/360°  
# 72845,000



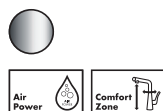
**Talis M51**  
Single lever kitchen mixer 150, 2et  
Swivel range 110°  
# 72824,000



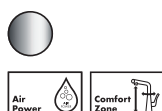
**Talis M54**  
Single lever kitchen mixer 220,  
Swivel range 110°/150°/360°  
# 72844,000



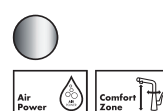
**Talis M54**  
Single lever kitchen mixer 160,  
Swivel range 360°  
# 72843000




**Logis M31**  
Single lever kitchen mixer 260, 1jet  
Swivel range 110°/150°/360°  
# 7186,9006



**Logis M31 cool start**  
Single lever kitchen mixer 160, 1jet  
Swivel range 360°  
# 71839,006



**Logis M31 cool start**  
Single lever kitchen mixer 160, 1jet  
Swivel range 360°  
# 71837006



# Kitchen mixer

The alluring style and innovative technologies make kitchen chores a breeze. The Metris M71 and Talis M51 designs are all about intelligent multifunctionality, convenience and design. Benefit from innovative technologies such as the easy-clean QuickClean feature or the convenient Select function, which stops and starts the water at the touch of a button. The ComfortZone feature also gives you more leeway when handling large pots and containers.



**Focus M41**  
Single lever kitchen mixer 240,  
pull-out spray, 2jet  
Swivel range 110°/150°  
# 31833,000



**Focus M42**  
Single lever kitchen mixer 150,  
pull-out spout, 1jet  
Swivel range 120°  
# 71865,006



**Focus M41**  
Single lever kitchen mixer 160, 1jet  
Swivel range 360°  
# 3182,6006



**Focus M42**  
Single lever kitchen mixer 120, 1jet  
Swivel range 360°  
# 7180,5006



**Metris Select M71**  
Single lever kitchen mixer 320, 1jet  
Swivel range 110°/150°/360°  
# 14785,000



Peter Sagan, three-time UCI Cycling World Champion from BORA-hansgrohe team.